
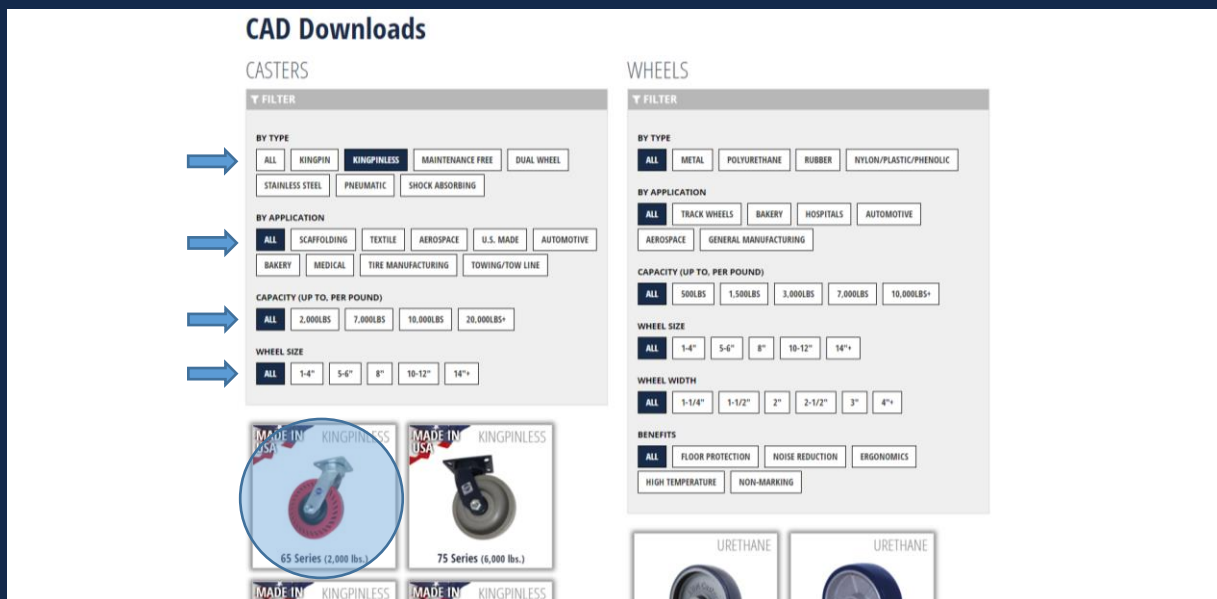


— CAD Download Instructions —

- Go to www.rwmcasters.com in your search engine.
- On the Homepage of the website click on the **Products Dropdown Bar** and then select **CAD Downloads**.



- Use the **Filter System** to identify which **Caster** or **Wheel Series** you want, then click on that series' image.



- Immediately after choosing a Series, you will see a 3-D rendering of the product. If you wish to download the model, first you must create a **Free Account**. So click on **Create New Account**. If you already have an account you can skip this step and **Log in**.

65 Series Kingpinless™ Casters CAD
You must be logged in to download and receive RWM Casters CAD files.

[Create a New Account](#)

Username or Email Address Password

☐ Remember Me

[Log in](#)


[CAD Download Instructions](#)

65-CIR-0520-S

Part No.	65-CIR-0520-S
Caster Type Selection	Swivel Caster
Finish	ZPT - Type I Zinc Plate
Wheel Diameter	5 INCH
Wheel Width	2.00000000 INCH
Asle Dimension	1/2 INCH
Bearing Selection	Straight Roller Bearing
Wheel Type Selection	Cast Iron
Capacity	1000 lbs.
Top Plate Option	Standard Top Plate
Overall Height	6 1/2 INCH
Swivel Load	1 3/8 INCH
Approx. Weight	12.0 lbs.
Swivel Lock Selection	w/o Swivel Lock
Wheel Brake Selection	w/o Wheel Brake
Sealed Raceway	w/o Sealed Raceway
Options	and accessories as shown

3D

Dimension



- Please fill out the information shown to create your account. Be sure to store your login information somewhere easy to access as you will need it later.

Register

Username

E-mail Address

Company

First Name

Last Name

Street

City

State

Zip

Password

- Once you have created a profile, return to the page and Login configurator. Now use your account information to **Log in**.

65 Series Kingpinless™ Casters CAD

You must be logged in to download and receive RWM Casters CAD files. [Create a New Account](#)

☐ Remember Me


[Log In](#)

CAD Download Instructions

65-CIR-0520-S

Part No.	65-CIR-0520-S	
Caster Type Selection	Swivel Caster	
Finish	ZPT - Type I Zinc Plate	
Wheel Diameter	5	INCH
Wheel Width	2.00000000	INCH
Axis Dimension	1/2	INCH
Bearing Selection	Straight Roller Bearing	
Wheel Type Selection	Cast Iron	
Capacity	1000	lbs.
Top Plate Option	Standard Top Plate	
Overall Height	6 1/2	INCH
Swivel Load	1 3/8	INCH
Approx. Weight	12.0	lbs.
Swivel Lock Selection	w/o Swivel Lock	
Wheel Brake Selection	w/o Wheel Brake	
Sealed Raceway	w/o Sealed Raceway	

3D
Dimension



- Once logged in you will see the **CAD Preview Box** now has a **CAD Download** option. Now you can begin to alter the model.

65 Series Kingpinless™ Casters CAD

CAD Download Instructions

65-CIR-0520-S

Part No.	65-CIR-0520-S	
Caster Type Selection	Swivel Caster	
Finish	ZPT - Type I Zinc Plate	
Wheel Diameter	5	INCH
Wheel Width	2.00000000	INCH
Axis Dimension	1/2	INCH
Bearing Selection	Straight Roller Bearing	
Wheel Type Selection	Cast Iron	
Capacity	1000	lbs.
Top Plate Option	Standard Top Plate	
Overall Height	6 1/2	INCH
Swivel Load	1 3/8	INCH
Approx. Weight	12.0	lbs.
Swivel Lock Selection	w/o Swivel Lock	
Wheel Brake Selection	w/o Wheel Brake	
Sealed Raceway	w/o Sealed Raceway	
Gritless Options	w/ Standard Lubrication	
Foot Guard	w/o Foot Guard	
Right Info	Right Info	

Preview
CAD Download

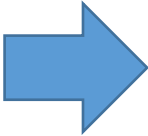
3D
Dimension



powered by CADENAS | [Legal notice](#) | [Data privacy policy](#) | [Tracking Policy](#) | DE-123 |

- Change any **Product Specifications** for the caster, located to the left of the **CAD Preview Box** (be sure to click **update preview** after changes are made for the new model to appear).

65 Series Kingpinless™ Casters CAD



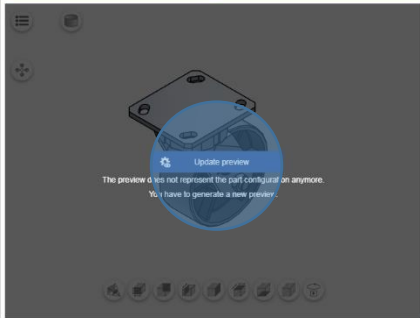
CAD Download Instructions

65-CIB-0520-S

Part No.	65-CIB-0520-S
Caster Type Selection	Swivel Caster
Finish	ZPT - Type I Zinc Plate
Wheel Diameter	5 INCH
Wheel Width	2.00000000 INCH
Axis Dimension	1/2 INCH
Bearing Selection	Ball Bearing
Wheel Type Selection	Cast Iron
Capacity	1000 lbs.
Top Plate Option	Standard Top Plate
Overall Height	6 1/2 INCH
Swivel Lead	1 3/8 INCH
Approx. Weight	12.0 lbs.
Swivel Lock Selection	w/o Swivel Lock
Wheel Brake Selection	w/o Wheel Brake
Sealed Raceway	w/o Sealed Raceway
Grease Options	w/ Standard Lubrication
Foot Guard	w/o Foot Guard
Rigid Info	Rigid Info

Preview CAD Download

3D L Dimension



powered by CADENAS | Legal notice | Data privacy policy | Tracking Policy | DE-123 |

- A CAD Image will appear which may be maneuvered in any direction to view. If one, or more, of the specifications do not appear correct, they may easily be changed in the drop down options to the left and the newly selected specification(s) will be changed after clicking **Generate Preview** again.
- Now you may select the **CAD Download Tab**.

65 Series Kingpinless™ Casters CAD

CAD Download Instructions

65-CIB-0520-S

Part No.	65-CIB-0520-S
Caster Type Selection	Swivel Caster
Finish	ZPT - Type I Zinc Plate
Wheel Diameter	5 INCH
Wheel Width	2.00000000 INCH
Axis Dimension	1/2 INCH
Bearing Selection	Ball Bearing
Wheel Type Selection	Cast Iron
Capacity	1000 lbs.
Top Plate Option	Standard Top Plate
Overall Height	6 1/2 INCH
Swivel Lead	1 3/8 INCH
Approx. Weight	12.0 lbs.
Swivel Lock Selection	w/o Swivel Lock
Wheel Brake Selection	w/o Wheel Brake
Sealed Raceway	w/o Sealed Raceway
Grease Options	w/ Standard Lubrication
Foot Guard	w/o Foot Guard
Rigid Info	Rigid Info

Preview CAD Download

3D L Dimension



powered by CADENAS | Legal notice | Data privacy policy | Tracking Policy | DE-123 |

- Use the **Drop Down Menu**, within the CAD Preview box, to select the desired file type then click **Start Download**. Check the PDF datasheet option for a quick and convenient way to get the most pertinent details all on one PDF page for review.

65 Series Kingpinless™ Casters CAD

CAD Download Instructions

Part No. 65-CIB-0520-S

Part No.	65-CIB-0520-S
Caster Type Selection	Swivel Caster
Finish	ZPT - Type I Zinc Plate
Wheel Diameter	5 INCH
Wheel Width	2.00000000 INCH
Axle Dimension	1/2 INCH
Bearing Selection	Ball Bearing
Wheel Type Selection	Cast Iron
Capacity	1000 lbs.
Top Plate Option	Standard Top Plate
Overall Height	6 1/2 INCH
Swivel Load	1 3/8 INCH
Approx. Weight	12.0 lbs.
Swivel Lock Selection	no Swivel Lock
Wheel Brake Selection	no Wheel Brake
Sealed Raceway	no Sealed Raceway
Grease Options	no Standard Lubrication
Foot Guard	no Foot Guard
Regel Info	Rigid Info

Preview **CAD download** PDF datasheet

Filter: 3D Studio MAX (3D) ☒ Alplan 2008 (3D) ☐ ASCON C3D (3D) ☐ AutoCAD H/V14 (3D) ☐ Avaya PCMS / Marine (3D) ☐

Start Download Attach 3D PDF Datasheet to the CAD models

your email@sample.com

powered by CADENAS | Legal notice | Data privacy policy | Tracking Policy | DE-123 |

- Once you have chosen the desired CAD System, a download should start and a file should be generated in the box.
- If a download did not automatically start use the **Zip File** of the created product that appears in the box. This may be downloaded to your personal Desktop where you may access it at any time.

65 Series Kingpinless™ Casters CAD

CAD Download Instructions

Part No. 65-CIB-0520-S

Part No.	65-CIB-0520-S
Caster Type Selection	Swivel Caster
Finish	ZPT - Type I Zinc Plate
Wheel Diameter	5 INCH
Wheel Width	2.00000000 INCH
Axle Dimension	1/2 INCH
Bearing Selection	Ball Bearing
Wheel Type Selection	Cast Iron
Capacity	1000 lbs.
Top Plate Option	Standard Top Plate
Overall Height	6 1/2 INCH
Swivel Load	1 3/8 INCH
Approx. Weight	12.0 lbs.
Swivel Lock Selection	no Swivel Lock
Wheel Brake Selection	no Wheel Brake
Sealed Raceway	no Sealed Raceway
Grease Options	no Standard Lubrication
Foot Guard	no Foot Guard
Regel Info	Rigid Info

Preview **CAD Download** PDF datasheet

65-CIB-0520-S **Download**

your email@sample.com

powered by CADENAS | Legal notice | Data privacy policy | Tracking Policy | DE-123 |

- Thank you for your interest in RWM's **CAD Download System**. If you have any trouble with this process please contact our customer service team at 800-634-7704 or email at customerservice@rwmcasters.com for immediate support.