










RWM's Torus Wheel™ offers an outstanding blend of ergonomic performance, floor protection and noise reduction while minimizing potential of picking up debris. The Torus Wheel™ utilizes an aluminum core with a full crown urethane tread design which provides a lightweight and longer-lasting alternative to cast iron.

The Torus Wheel™ is an exceptional wheel for continuous towline usage, while also minimizing push/pull force in manual applications. No wheel maintenance is required and there are four available sizes: 4", 5", 6" and 8" which fit standard 2" wide caster rigs.

 WHEEL DIAMETER	 WHEEL WIDTH	 lbs. CAPACITY	 AXLE DIAMETER	SEALED PRECISION BALL BEARING	 HUB LENGTH	 lbs. APPROX. WEIGHT
4"	2"	700	1/2"	UAB-0421-08-92A	2-7/16"	1.5
5"	2"	1050	1/2"	UAB-0521-08-92A	2-7/16"	2.4
6"	2"	1230	1/2"	UAB-0621-08-92A	2-7/16"	3.1
8"	2"	1500	1/2"	UAB-0821-08-92A	2-7/16"	4.7



RWM Caster Company

1225 Isley Drive • Gastonia, NC 28052
Phone: 1-800-634-7704 • Fax: 1-800-253-6634

CAD Downloads Available at
www.rwmcasters.com
customerservice@rwmcasters.com